

Individual equipment for offices.

Steel furniture



© Wertheim 09/2008

General information

The program of Wertheim-steel furniture contents door- and drawer cabinets as well as counter furniture, which are especially designed for the installation into counter desks. Different interior equipments solve all storage problems.

Quality

The demand for quality of all Wertheim-steel furniture is based on many years of experience in design and production. Wertheim-steel furniture (one layer) are flame proofed and reduce the harm in case of a destructive fire. The high-class-processing of steel-sheets causes a high stability of the cabinet body, doors, drawers and interior equipments.

Surface

Wertheim-steel furniture are painted light grey (RAL 7035) or stone grey (RAL 7030) outside. The interior equipment is umber grey (RAL 7022). Other RAL-colours for the outer painting can be delivered with no or little surcharge.

Service

The Wertheim-service-hotline: ++43 (0)1 / 604 91 66 - 300 is manned around the clock, also on sundays and holidays. Wertheim offers competent information, short reaction time and well trained service technicians.

Guarantee

Wertheim guarantees a perfect function for the duration of 2 years (except electronic equipment). If the product should show a defect within this time, this is cleared free of charge.

STEEL FURNITURE

■ Double door cabinets	Page 4
■ Swing in door cabinets	Page 5
■ Drawer cabinets	Page 6
■ Cashier drawers	Page 9
■ RAL-colours	Page 11



■ DOUBLE DOOR CABINETS

Standard

Lock: 1 cylinder lock with 2 keys, same or different locking
 Colour: outside RAL 7035 light grey or RAL 7030 stone grey,
 interior equipment RAL 7022 umber grey

Type	Outside dimensions (mm)*			Equipment (SH = Shelf)
	height	width	depth	
KN 312/104	1990	975	450	4 SH
KN 312/153	1990	975	450	3 SH + 1 lockable deposit box
KN 312/201	853	975	450	1 SH
KN 312/304	1990	1185	450	4 SH
KN 312/353	1990	1185	450	3 SH + 1 lockable deposit box
KN 312/401	853	1185	450	1 SH
KN 312/503	1350	628	450	3 SH

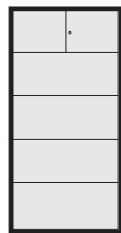
* Please include to the shown outside depth 40 mm for mountings!

Options

Doublebit lock (instead of cylinder lock)	Additional shelf
Doublebit lock (counter lock)	Extendable hanging frame
Outside, each RAL-colour	Hanging rail



KN 312/104




KN 312/153




KN 312/201



KN 312/304



KN 312/353



KN 312/401

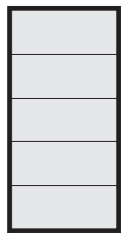


KN 312/503


Double door cabinet KN 312/104



Swing in door cabinet KN 322/10
with special interior equipment



KN 322/104



KN 322/153



KN 322/504



KN 322/201



Steel furniture

■ SWING IN DOOR CABINETS

Standard

Lock: 1 cylinder lock with 2 keys, same or different locking
Colour: outside RAL 7035 light grey or RAL 7030 stone grey,
interior equipment RAL 7022 umber grey

Type	Outside dimensions (mm)*			Equipment (SH = Shelf)
	height	width	depth	
KN 322/104	1990	975	450	4 SH
KN 322/153	1990	975	450	3 SH + 1 lockable deposit box
KN 322/201	853	975	450	1 SH
KN 322/504	1990	523	450	4 SH

* Please include to the shown outside depth 40 mm for mountings!

Options

Doublebit lock (instead of cylinder lock)	Additional shelf
Doublebit lock (counter lock)	Extendable hanging frame
Outside, each RAL-colour	Hanging rail



Drawer cabinet KW 112/803

■ DRAWER CABINETS

All drawers have a separate drawer blocking, which prevents from pulling out more than one drawer at the same time (dumping danger). The drawers can be pulled out completely and roll easily on ball beared slides.

Standard

Lock: 1 cylinder lock with 2 keys, same or different locking
 Colour: outside RAL 7035 light grey or RAL 7030 stone grey, interior equipment RAL 7022 umber grey
 Equipment: each row with 2 file supporters



Drawer cabinets KW 112/16.				
Type	Outside dimensions (mm)			Equipment (format*, capacity - kind of filing)
	height	width	depth	
KW 112/162	720	410	642	A4 cross 1,1 lfm - standing files
KW 112/163	720	410	642	A4 cross 1,1 lfm - hanging files
KW 112/164	720	410	642	Quart 1,1 lfm - standing files
KW 112/161	720	410	642	A5 up 2,2 lfm - standing files



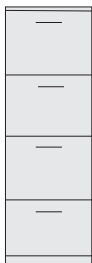
Drawer cabinets KW 112/14.				
Type	Outside dimensions (mm)			Equipment (format*, capacity - kind of filing)
	height	width	depth	
KW 112/142	1035	410	642	A4 cross 1,7 lfm - standing files
KW 112/143	1035	410	642	A4 cross 1,7 lfm - hanging files
KW 112/144	1035	410	642	Quart 1,7 lfm - standing files
KW 112/141	1035	410	642	A5 up 3,3 lfm - standing files



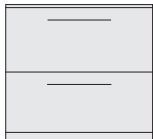
Drawer cabinets KW 112/12.				
Type	Outside dimensions (mm)			Equipment (format*, capacity - kind of filing)
	height	width	depth	
KW 112/122	1350	410	642	A4 cross 2,2 lfm - standing files
KW 112/123	1350	410	642	A4 cross 2,2 lfm - hanging files
KW 112/124	1350	410	642	Quart 2,2 lfm - standing files
KW 112/121	1350	410	642	A5 up 4,4 lfm - standing files



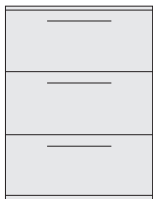
Drawer cabinets KW 112/32.				
Type	Outside dimensions (mm)			Equipment (format*, capacity - kind of filing)
	height	width	depth	
KW 112/321	1035	460	642	Folio cross 1,7 lfm - standing files
KW 112/322	1035	460	642	Folio cross 1,7 lfm - hanging files



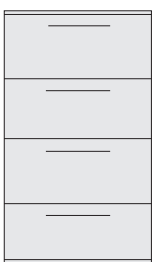
Drawer cabinets KW 112/30.				
Type	Outside dimensions (mm)			Equipment (format*, capacity - kind of filing)
	height	width	depth	
KW 112/301	1350	460	642	Folio cross 2,2 lfm - standing files
KW 112/302	1350	460	642	Folio cross 2,2 lfm - hanging files



Drawer cabinets KW 112/84.				
Type	Outside dimensions (mm)			Equipment (format*, capacity - kind of filing)
	height	width	depth	
KW 112/842	720	780	642	A4 cross 2,2 lfm - standing files
KW 112/843	720	780	642	A4 cross 2,2 lfm - hanging files
KW 112/844	720	780	642	Quart 2,2 lfm - standing files
KW 112/841	720	780	642	A5 up 4,4 lfm - standing files

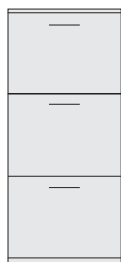


Drawer cabinets KW 112/82.				
Type	Outside dimensions (mm)			Equipment (format*, capacity - kind of filing)
	height	width	depth	
KW 112/822	1035	780	642	A4 cross 3,3 lfm - standing files
KW 112/823	1035	780	642	A4 cross 3,3 lfm - hanging files
KW 112/824	1035	780	642	Quart 3,3 lfm - standing files
KW 112/821	1035	780	642	A5 up 6,6 lfm - standing files



Drawer cabinets KW 112/80.				
Type	Outside dimensions (mm)			Equipment (format*, capacity - kind of filing)
	height	width	depth	
KW 112/802	1350	780	642	A4 cross 4,4 lfm - standing files
KW 112/803	1350	780	642	A4 cross 4,4 lfm - hanging files
KW 112/804	1350	780	642	Quart 4,4 lfm - standing files
KW 112/801	1350	780	642	A5 up 8,8 lfm - standing files

■ DRAWER CABINETS (Continuation)



Drawer cabinets KW 112/521					
Type	Outside dimensions (mm)			Equipment	
	height	width	depth	(format*, capacity - kind of filing)	
KW 112/521	1350	600	642	A4 up	3,3 lfm - standing files



Drawer cabinets KW 112/48.					
Type	Outside dimensions (mm)			Equipment	
	height	width	depth	(format*, capacity - kind of filing)	
KW 112/481	1035	600	642	A5 cross	4,5 lfm - standing files
KW 112/483	1035	600	642	A6 up	9,0 lfm - standing files



Drawer cabinets KW 112/46.					
Type	Outside dimensions (mm)			Equipment	
	height	width	depth	(format*, capacity - kind of filing)	
KW 112/461	1350	600	642	A5 cross	6,8 lfm - standing files
KW 112/463	1350	600	642	A6 up	13,6 lfm - standing files



Drawer cabinets KW 112/421					
Type	Outside dimensions (mm)			Equipment	
	height	width	depth	(format*, capacity - kind of filing)	
KW 112/421	1035	600	642	A6 cross	10,2 lfm - standing files



Drawer cabinets KW 112/401					
Type	Outside dimensions (mm)			Equipment	
	height	width	depth	(format*, capacity - kind of filing)	
KW 112/401	1350	600	642	A6 cross	13,6 lfm - standing files

*Filing-formats to DIN

A4 cross	= 210 x 297 mm
A4 up	= 297 x 210 mm
A5 cross	= 148 x 210 mm
A5 up	= 210 x 148 mm
A6 cross	= 105 x 148 mm
A6 up	= 148 x 105 mm
Folio cross	= 250 x 360 mm
Quart	= 250 x 320 mm

Options

Cylinder lock (counter lock)
 Outside, each RAL-colour
 Floor metal per drawer
 Equipment with special formats

■ CASHIER DRAWERS

The cashier drawer is an installation module. The drawer can be pulled out completely and rolls easily on ball beared slides.

Standard

Lock: Cylinder lock with 2 keys


Colour: RAL 7035 light grey or RAL 7030 stone grey

Type	Outside dimensions (mm)			Drawer inside dimensions (mm)			Cashier equipment*
	height	width	depth	height	width	depth	
KWL 780200	230	780	602	164	685	550	with
KWL 780100	230	780	602	164	685	550	without

*Cashier equipment: 8 sections for bank notes
1 tray
12 charging boxes for coins
14 sections for foreign currency



Cashier drawer
KWL 780200



Cashier drawer KWL 410200

Type	Outside dimensions (mm)			Drawer inside dimensions (mm)			Cashier equipment*
	height	width	depth	height	width	depth	
KWL 410200	230	410	602	164	327	550	with
KWL 410100	230	410	602	164	327	550	without

*Cashier equipment: 8 sections for bank notes
1 tray

■ ELECTRONICALLY CONTROLLED CASHIER DRAWERS

With electronically controlled cashier drawers a comfortable usability and highest security is guaranteed.

It is not necessary to unlock with a key, because the contactless access media, as KeyCards, Codes or Swatch-Access-Watches enable a comfortable opening of the drawers and offer highest security at the same time.

Standard

Lock: electronical with keycard or code

Colour: RAL 7016 anthracite grey



*Electronically controlled cashier drawer.
The detector is directly placed next to the drawer.*

Type	Outside dimensions (mm)			Drawer inside dimensions (mm)			Cashier equipment*
	height	width	depth	height	width	depth	
ELKL	170	391	580	130	330	538	with

*Cashier equipment: 8 sections for bank notes
1 tray

■ RAL-COLOURS

The wide range of RAL-colours enables individual designs. Wertheim delivers every desired RAL-colour. The original colours you will find in the RAL-colour card. Color deviations are possible due to print technology.

Standard RAL-Colours



RAL 7035 - light grey




RAL 7030 - stone grey




RAL 7022 - umber grey

RAL-Colours (no surcharge)



RAL 1013 - oyster white




RAL 1015 - light ivory



RAL 7032 - pebble grey



RAL 8014 - sepia brown



RAL 9001 - cream

Summary of RAL-Colours (with surcharge)

RAL 1000 - green beige	RAL 1002 - sand yellow	RAL 1014 - ivory	RAL 1020 - olive yellow
RAL 1021 - rape yellow	RAL 1032 - broom yellow	RAL 2000 - yellow orange	RAL 2008 - bright red orange
RAL 2011 - deep orange	RAL 2012 - salmon orange	RAL 3000 - flame red	RAL 3002 - carmine red
RAL 3005 - wine red	RAL 3014 - antique pink	RAL 3018 - strawberry red	RAL 3027 - raspberry red
RAL 3031 - orient red	RAL 4003 - heather violet	RAL 4004 - claret violet	RAL 4005 - blue lilac
RAL 5000 - violet blue	RAL 5002 - ultramarine blue	RAL 5003 - sapphire blue	RAL 5004 - black blue
RAL 5007 - brilliant blue	RAL 5011 - steel blue	RAL 5012 - light blue	RAL 5014 - pigeon blue
RAL 5018 - turquoise blue	RAL 5020 - ocean blue	RAL 6000 - patina green	RAL 6002 - leaf green
RAL 6003 - olive green	RAL 6005 - moss green	RAL 6007 - bottle green	RAL 6009 - fir green
RAL 6011 - reseda green	RAL 6013 - reed green	RAL 6017 - may green	RAL 6020 - chrome green
RAL 6021 - pale green	RAL 6033 - mint turquoise	RAL 6034 - pastel turquoise	RAL 7001 - silver grey
RAL 7004 - signal grey	RAL 7005 - mouse grey	RAL 7011 - iron grey	RAL 7016 - anthracite grey
RAL 7021 - black grey	RAL 7023 - concrete grey	RAL 7024 - graphite grey	RAL 7036 - platinum grey
RAL 7042 - traffic grey A	RAL 8001 - ocher brown	RAL 8002 - signal brown	RAL 8007 - fawn brown
RAL 8011 - nut brown	RAL 8012 - red brown	RAL 8015 - chesnut brown	RAL 8016 - mahogany brown
RAL 8017 - chocolate brown	RAL 8025 - pale brown	RAL 9002 - grey white	RAL 9005 - jet black
RAL 9006 - white aluminium	RAL 9007 - grey aluminium	RAL 9010 - pure white	RAL 9011 - graphite black

