











-  EN1143-1  
Burglary protection
-  EN15659  
Fire protection (option)
-  VdS  
Grade III
-  ECB-S  
Grade III  
+ LFS60P (option)
-  ISO  
Class EN 3
-  R2B  
Class III E
-  DIN  
4102 (light fire protection)
-  Domestic insurable  
up to EUR 200.000
-  Commercial insurable  
up to EUR 100.000

Fig. Safe CWS1901, hinge left  
E-Lock La Gard Combogard PRO, 4 shelves

### [ Safes ]

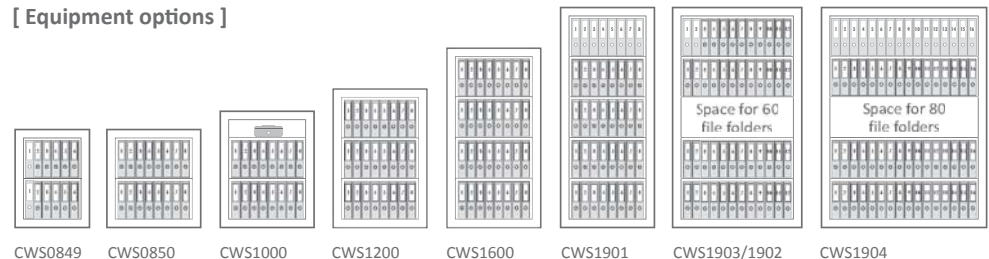
### [ Type CWS ]

A distinctive feature of the CWS series safes is their solid construction plus their size (CWS 1902 and CWS1904 double-doored) and they are available with optional fire protection – tested and certified in grade LFS60P. Safes weighing less than 1.000 kg must be anchored.

### [ Product information ]

- Hinge** DIN right – model designation R (CWS1902, CWS1904 double-doored)  
option: DIN left
- Door opening angle** 180°
- Body** double-walled, reinforced, filled with armoured, high resistant barrier material
- Door structure** triple-walled, reinforced, filled with armoured, high resistant barrier material, internal boltwork protected by sheets of hardened steel to give extra anti-drill resistance
- Locking mechanism** three-way moving boltwork with large steel bolts, protected by glass plate with additional emergency re-lockers, fix engaging steel bolts on the hinge side
- Anchoring** fitted for floor anchoring  
anchoring bolts and shields are supplied for CWS0849, CWS0850  
option: additional anchoring holes (customer specifies position)
- Alarm connection** VdS-certified cable channels to allow connection to a burglar alarm system
- Colour** outside RAL 7035 light grey + RAL 7045 tele grey1, inside RAL 7035 light grey  
option: special colour according to RAL
- Lock** model designation K – double-bit lock VdS class 2, S+G, 1 key guide tube, 2 bits  
model designation E – electronic lock VdS class 2, M-Locks EM3520  
option: other lock models (primary lock or possible secondary locks)
- Equipment** shelf adjustable (height setting 69 mm, CWS0849 60 mm)  
option: additional shelf, inside locker  
option (from CWS0850 up): drawer, pull-out shelf
- Accessories** option: fire protection door rebate seals, alarm switch set, interior lighting
- Option** additional certified fire protection LFS60P – except models:  
CWS0849, CWS1902, CWS1904  
bolted version – assembly on site  
from Model CWS1000 up (not possible in combination with certified fire protection)

### [ Equipment options ]



| Model                 | Outside dimensions |      | Inside dimensions |      | SH   | Volume<br>(l) | Weight<br>(appr. kg) |      |      |
|-----------------------|--------------------|------|-------------------|------|------|---------------|----------------------|------|------|
|                       | h                  | w    | d                 | (mm) |      |               |                      | h    | w    |
| CWS0849RK / CWS0849RE | 848                | 645  | 565               | 695  | 495  | 320           | 1                    | 110  | 625  |
| CWS0850RK / CWS0850RE | 848                | 810  | 725               | 695  | 660  | 480           | 1                    | 220  | 865  |
| CWS1000RK / CWS1000RE | 1003               | 810  | 725               | 850  | 660  | 480           | 2                    | 269  | 1010 |
| CWS1200RK / CWS1200RE | 1193               | 810  | 725               | 1040 | 660  | 480           | 2                    | 329  | 1110 |
| CWS1600RK / CWS1600RE | 1538               | 810  | 725               | 1385 | 660  | 480           | 3                    | 439  | 1365 |
| CWS1901RK / CWS1901RE | 1883               | 810  | 725               | 1730 | 660  | 480           | 4                    | 548  | 1640 |
| CWS1903RK / CWS1903RE | 1883               | 1110 | 725               | 1730 | 960  | 480           | 4                    | 797  | 2030 |
| CWS1902K / CWS1902E   | 1883               | 1110 | 725               | 1730 | 960  | 480           | 4                    | 797  | 2070 |
| CWS1904K / CWS1904E   | 1883               | 1415 | 725               | 1730 | 1265 | 480           | 4                    | 1050 | 2480 |

SH = Shelf

Please add 60 mm to the listed outside depth for mountings.